

A-FRAME BENCH

Key Features

- ➔ For outside and inside use
- ➔ Hand-made with crafted soft edges and corners
- ➔ Unique groove
- ➔ Self-levelling on uneven ground
- ➔ Standard and bespoke sizes
- ➔ Bolt-down option
- ➔ 5 year guarantee

Uses

Canteens - Terraces - Breakout Spaces - Atria

Materials

All-welded one-piece aluminium with polyester powder-coating finish.

Standard Colours



Special colours and bespoke sizes are available as optional extras.


Related Items

Planters: Complement your furniture with our mobile planters.

Environmental

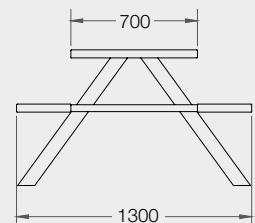
- ➔ Local manufacture
- ➔ Long-life solid materials, easily maintained repaired and recycled
- ➔ Minimum 80% recycled aluminium
- ➔ Timeless design for long versatile usage

Standard Dimensions & Weight



All dimensions in mm.


W	D	H	kg
1500	1300	750	44
1900	1300	750	53
2300	1300	750	61



Notes



Admiralty Grey



Wedgewood




Opal White



Pale Eucalypt



Moonlight




Coast



Summer



Stone Grey



Flame